

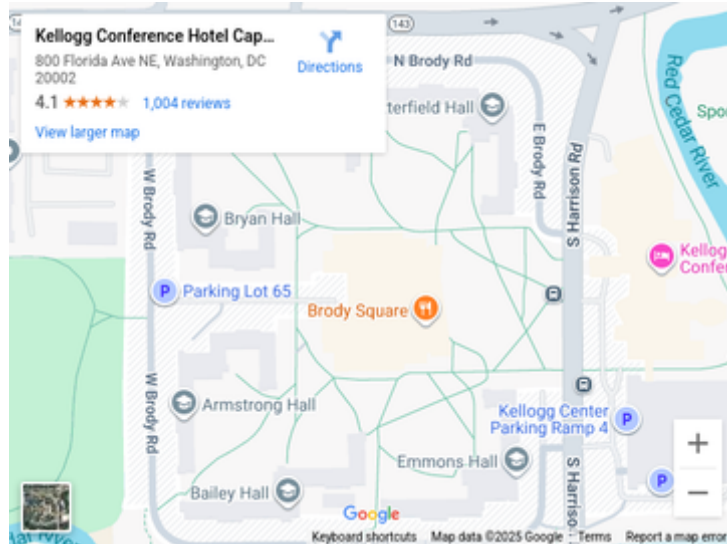
Getting to the Kellogg Hotel & Conference Center

Kellogg Hotel and Conference Center

219 S Harrison Rd, East Lansing, MI 48824

<http://kelloggcenter.com/>

Main: 517-432-4000 | **Reservations:** 800-875-5090



From the North (Traverse City / Mt. Pleasant)

- Take US-127 South.
- Exit at Trowbridge Rd (go east).
- Turn left onto Harrison Rd.
- Hotel is on the right in about 1 mile.

From the South (Detroit / Ann Arbor)

- Take I-96 West (from Detroit) or US-23 North → I-96 West (from Ann Arbor).
- Merge onto US-127 North (Exit 106).
- Exit at Trowbridge Rd (go east).
- Turn left onto Harrison Rd; hotel is on the right.

From the West (Grand Rapids / Kalamazoo)

- From Grand Rapids: I-96 East → I-496 East.
- From Kalamazoo: I-94 East → I-69 North → I-496 East.
- Exit at Trowbridge Rd (go east).
- Turn left onto Harrison Rd; hotel is on the right.

From the East (Flint / Saginaw)

- Take I-69 West.
- Merge onto US-127 South (Exit 89).
- Exit at Trowbridge Rd (go east).
- Turn left onto Harrison Rd; hotel is on the right.

Parking Information

Location: Kellogg Hotel & Conference Center, 219 S. Harrison Rd, East Lansing, MI 48824

Payment kiosks are located in the hotel (two on the lobby level next to the ATM) and in the parking ramp (three on the ground level).

https://kelloggcenter.com/parking_



Parking Options

- Kellogg Center Ramp: Located directly attached to the hotel. Follow signs for Guest & Visitor Parking.
- Entrance: Access from Harrison Rd (watch for the Kellogg Center Parking sign).
- Clearance: 8 ft. for all levels.

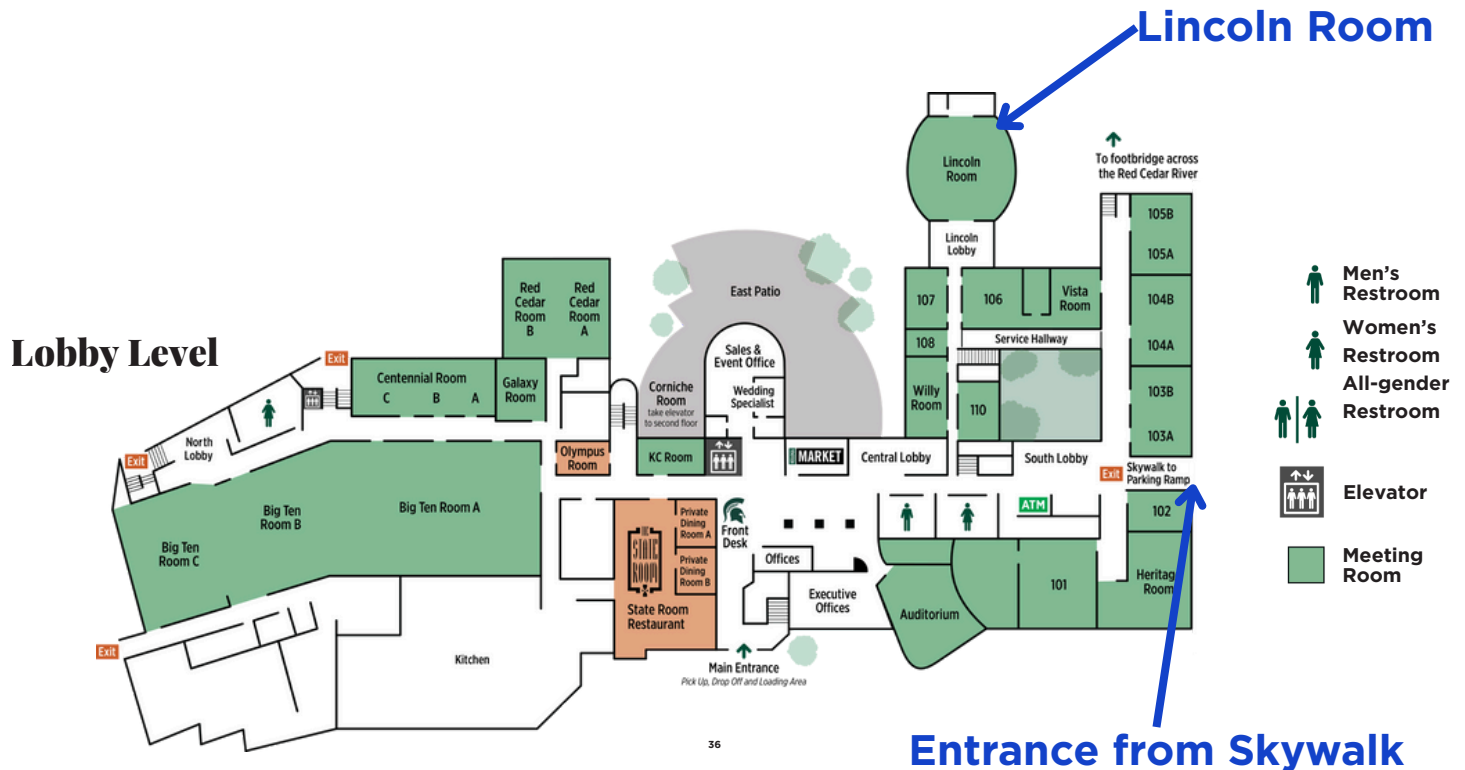
Parking Rates

- Hotel Guests: Parking is included with your overnight stay (in/out privileges).
- Conference Participants: Hourly rates apply — \$1.50 per half hour, up to \$15 daily max.
- Pay stations accept cash or credit cards.

Tips for Conference Day

- Keep your parking ticket with you — you'll need it to pay before exiting.
- Arrive early to allow time for parking and walking to your session.
- Accessible parking spaces are available on each level near elevators.
- If the ramp is full, attendants will direct you to overflow parking nearby.

Getting to the Conference After You Arrive



From the Parking Ramp (Skywalk Entrance)

Park in the **Kellogg Center Ramp**.

- Take the **elevator or stairs** to the **2nd level** of the ramp.
- Follow signs to the **skywalk** that connects directly to the Kellogg Center.
- Once inside, you'll already be on the **Lobby Level** — follow event signage to the **Lincoln Room** for **Conference Registration**.

From the Main Entrance (Harrison Rd)

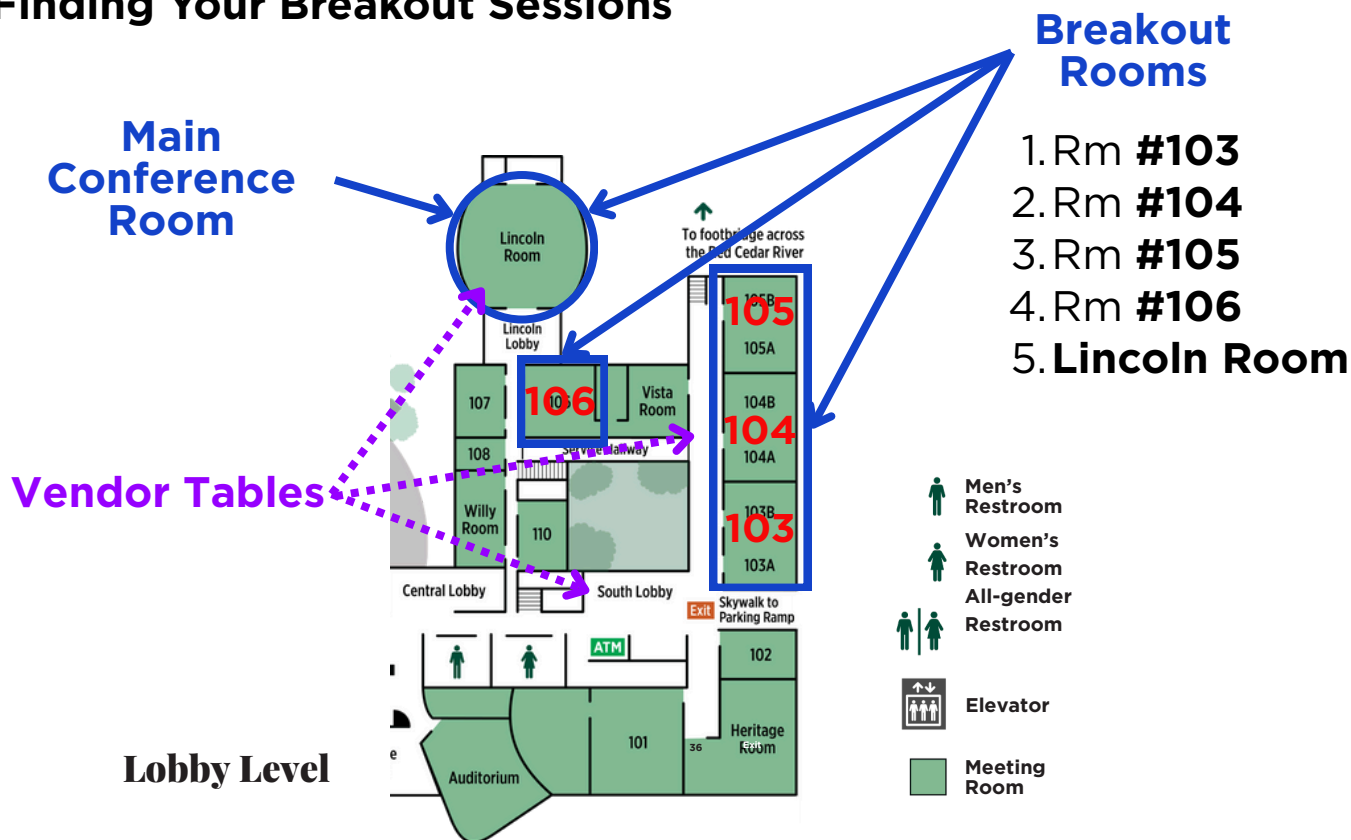
- Enter the Kellogg Center through the main doors.
- You will already be on the **Lobby Level**.
- Follow signage to the **Lincoln Room** for **Conference Registration**.

Registration Desk

- Located outside the **Lincoln Room** on the Lobby Level.
- Open starting at **8:00 AM** — please check in before attending sessions.

Tip: Look for our ACMH staff wearing light blue ACMH t-shirts — we'll be happy to guide you.

Finding Your Breakout Sessions



Our **Conference Registration** and *main gathering space* is in the **Lincoln Room** on the **Lobby Level**.

During the day, breakout sessions will be held in four nearby rooms:

- **Room 103**
- **Room 104**
- **Room 105**
- **Room 106**
- **Lincoln Room**

How to Get There

- From the **Lincoln Room**, exit into the **main lobby hallway**.
- **Room 106** is across from the Lincoln Room.
- **Rooms 103, 104, and 105** are located just down the hallway to your left — watch for signs outside each door.
- The **South Lobby** is also on the Lobby Level — follow the hallway past the breakout rooms and look for signage directing you to the Heritage Room entrance.

Tip: All breakout rooms will be clearly marked with conference signage and staffed by volunteers to help you find your way.